

Cat no. 2015

**DAHLKE** *"quality equipment  
since 1961"*  
**DREDGE** mfg

The Originators of the

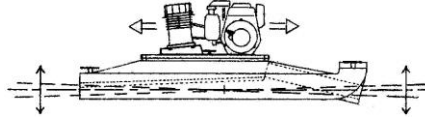
**PolyDredge**

“The Ultimate in Portability”



## Recovery Hydraulics

We feel the most important part of a mining dredge is the ability to recover or retain sought-after metals and minerals. Our recovery trays (sluice boxes) utilize a combination of Hungarian forward riffles for coarse gold and dovetail riffles in the back section for fine gold. We currently build seven sizes of dovetail riffles and mount them with progressive spacing and various depth settings to achieve the most efficient recovery action. Most sluice systems suffer from a high rate of fine gold recovery losses when pumping large aggregates that tend to cause the values to "boil out" because of the back wash created around the larger rocks. The dovetail riffle creates a J hydraulic elliptical boil pattern that enhances fine gold recovery while pumping large rocks. When the gold is back washed (boiled) it slips into the leading edge of the following riffle and remains locked-in until cleanup.



## New Millennium Dredges

Our New Millennium dredge line is a conventional-design machine with many exclusive features not offered by any other manufacturer. The NM line is now available from 3" thru 10". Here are a few features that set our products apart from the others: **Oversize flotation:** Because some miners work in white water, we have built oversize float modules with large molded-in tool boxes, built-in rigidity, and high laminar bow. **No tools needed:** NM dredges assemble and disassemble without the need of hand tools. Tee lock tensioners, hitch pins & snap pins lock the units together. A complete 6" dredge can be assembled in less than five minutes. **Fully adjustable:** All New Millennium dredges feature our exclusive 3-point mount system. The recovery tray pivots on the center member and is suspended by chain on the stern allowing easy slope angle adjustments. The venturi barrel flare seals in the head of the recovery tray while the manifold suction end is suspended by a stem that can be raised or lowered, and locked instantly in the desired position with the tee lock. This boom-up feature contributes to easy relocations while dredging in very shallow or white water conditions. The power module, consisting of engine, pump, and compressor, slides on the mounting rails and locks into position at all four corners allowing easy fore to aft trim adjustment.

**Fit & Finish:** Our fabrications are finished so the miner will not receive cuts from sharp edges. All steel parts are powder-coated or zinc-plated for years of corrosion-free use. Quality is our number one goal!

**Warranties:** All of our dredges are covered by the Dahlke Five Year Warranty. Fabricated and welded hardware and Dahlke Pumps are warranted for 5 years to be free from flaws in workmanship. Warranties shall apply only to the original purchaser and shall not under any circumstances exceed the original purchase price of the dredge. Any warranties, either implied or expressed shall not cover normal wear and tear or abuse.

## Micro-Midget 2.5"

Ultra-portable, one piece polyethylene flotation with molded-in recovery tray and hardware mounting lugs. The tough, impact-resistant, laminar design will strap to pack frames for remote transport. Module dimensions 42"L x 22"W x 6"D. The 2.5" features the new GXH 50 Honda mini 4-stroke engine, DP75 jetting pump with cam-coupler, single nozzle plug-in venturi barrel with twist lock, quick mounting engine/pump unit on slide rail's, 10' of dredge hose and a 30-degree suction nozzle. The recovery system consists of a one-piece, two-stage riffle with matting. Included are 4-corner cleats and a foot valve w/strainer. Total operational weight is 50lbs. (diver's air NOT available on this model)



## B Series Micro 4" XD

Ultra-portable one piece polyethylene flotation with molded-in recovery tray and hardware mounting lugs. Tough, impact-resistant laminar design will fit on a large pack frame for remote locations. Module dimensions are 61"L x 30"W x 9"D. The Micro 4 is outfitted with the following standard equipment: 6 hp. GC160 Honda power, DP 150 jetting pump w/cam-coupler, dual-jet top eductor with an auxiliary flusher water port, 15' of dredge hose, 30 degree suction nozzle, two-stage recovery with hungarian primary and dovetail finishing riffles. Also standard are 4-corner cleats and foot valve with strainer. Total weight without air - 98 lbs. Weight with diver's air system is approximately 116 lbs.



## DAHLKE DREDGE

### 2015 Price List

**Note:** Prices listed are for complete dredges to include standard suction hose kits, suction nozzles, compressors with drives (when applicable) ready to operate. Divers air reserve tanks, fittings, mounts, regulators, and other accessories are extra. Prices listed are for will call orders at our dock. There is a small charge to wrap, cushion, and/or crate for shipment. We must collect 8.25% sales tax on all domestic sales. Large orders for export are containerized at modest charge. We can also supply containers new or used..... P.O.R.

#### PolyDredges: The Ultimate in Portability

**2.5”:** To include Honda GXH50 mini 4-stroke, our DP75 jetting pump, 10’ dredge hose, 30 degree suction nozzle 49 lbs. complete..... \$ 1,995.00

**4” “Deep Body Micro B Series HP:** To include Honda GC 190 6 HP w/ ball bearing PTO, DP 150 jetting pump, dual nozzle top eductor W/ twist lock, Dahlke 3.3 piston compressor, 30 degree suction nozzle W/swivel, handle, and restrictor..... 3750.00

#### New Millennium 345 Series (7’8” pontoons)

**3”-5”:** 5-7HP Robin Subaru or Briggs Intek IC power, DP200 jetting pump, Dahlke compressor, 15’ dredge hose, suction nozzle, and welded aluminum 61.5”L x 20”ID recovery tray

..... 3”	3,750.00
..... 4”	4,750.00
..... 5”	5,595.00

#### New Millennium 456 Series (8’10” pontoons)

**NM 4”:** 9HP Vanguard power, DP500 jetting pump, Dahlke compressor, 35’ hose kit, HD swivel suction nozzle, 75”L x 20”ID recovery tray complete..... 6,995.00

**NM 5”:** 9HP Vanguard power, DP500 jetting pump, Dahlke compressor, 25’ hose kit, HD suction nozzle, 75”L x 22”ID recovery tray complete..... 7,500.00

Same unit as above only with 10hp Hatz diesel power..... 8,750.00

**NM 6”:** 13HP Vanguard power, DP500 jetting pump, Dahlke compressor, 20’ hose kit, HD swivel suction nozzle, 75”L x 24”ID recovery tray complete..... 8,195.00

**Dash 7”:** 18HP Vanguard power, DP500 jetting pump, Dahlke compressor, 25’ steel dredge hose, HD swivel suction nozzle, 75”L x 26”ID recovery tray complete..... 13,500.00

**Mini 8”:** 25HP Kohler electric start, DP1250 jet pump, Dahlke compressor, 20’ hose kit, HD swivel suction nozzle...Complete..... 19,500.00

**Option for 356 & 456 machines:** Frame-mounted diver’s air reserve tank, powder-coated brackets, stainless bands, whip hose to compressor

W/quick disconnects and Load Genie. Complete package..... 445.00

#### Super-Duty Commercial Dredges

**8” and 10” Custom Systems..... \$ P.O.R**

**Note:** We custom build commercial dredge systems to meet your application. Before you buy, give us a try. Our equipment has a worldwide reputation for staying on the job longer, ease of assembly and operation with minimum difficulty. Our used products maintain the highest resale value on the secondary market.

#### Dive Gear Prices

**Note:** We are a dealer for Harvey’s dive suits of Kent, WA. and IST dive gear from Taiwan. Both manufacturers offer quality equipment at very reasonable prices .

<b>Example:</b> 7 mm Titanium Flex Harvey’s Skin diving suit - step-in jacket and farmer john.....	520.00
Full dive hood w/cape 5mm lined.....	30.00
6.5mm booties, toe and heel caps, zipper pr.....	52.00
5mm five-finger gloves w/Velcro wrist strap pr.....	48.00
Other suits and accessories available wet or dry.	

<b>Regulators:</b> Mini flat w/purge choice colors...ea.....	120.00
..... Standard size round.....ea.....	120.00
Professional w/purge and flow adjust valve.....ea.....	150.00
<b>Air hose:</b> Goodyear w/fittings.....	1.60 per ft.
<b>Air reserve tank (powder coated):</b> .....	145.00

**Dredge hose:** All sizes, suction, pressure, etc. We stock several brands. We are never undersold. Clear or lite gray vinyl by Pacific Echo, Kuriyama, or Kanaflex

Prices per foot cut lengths.....

1 ¼"	\$2.50
1 ½"	3.50
2"	4.25
2 ½"	4.75
3"	6.75
4"	10.50
5"	17.00
6"	21.00
8"	25.00

**Note:** All other sizes & hose types are available on request. Special pricing available on full roll purchases.

**Optional:** Available on all our dredges: TINY TACH – gives rpm & records hours of run-time.  
Waterproof, accurate installed..... 110.00

**Engine/Pump combo's:** Call for price and availability of each make and model.

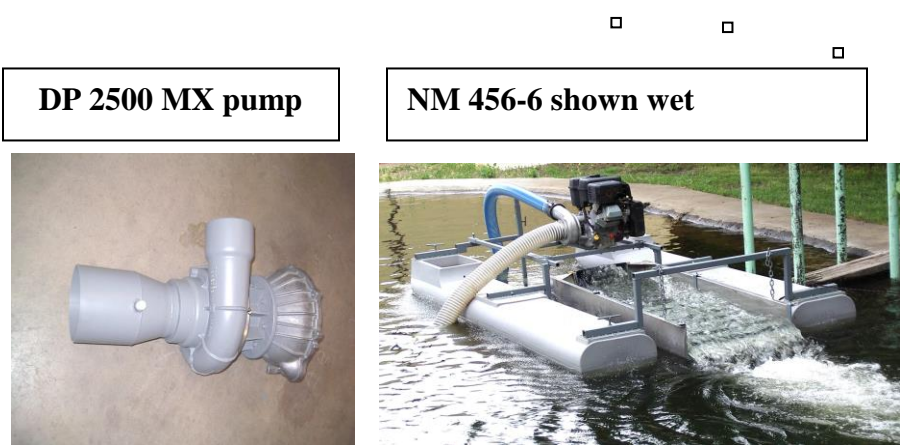
**Dahlke Compressor:** Single cylinder piston-type oil-less. Cast aluminum bracket, sealed ball bearing 316 Stainless Steel crankshaft, stainless valves. Solburg air filter, adjustable pop-off valve 50 to 120 psi, shrouded fan cooled. With 7" steel pulley w/keyway. 3.3 CFM @90 psi @1400 RPM – same mounting base foot print as a Gast. \$499.00

**Note:** Dahlke 3.3 Compressor is available with engine drive packages – prices available upon request.


**Pumps:** We now manufacture 6 sizes of water jetting pumps from 75 GPM to 2500 GPM. See our pump sheet.

**Components:** Our products consist of heavy-duty custom fabricated components and are generally higher in price than other brands. If you should require a high performance part, we would be glad to quote a price on any part and can fill those special orders or custom parts on a "first in - first out" basis.


**We reserve the right to adjust our prices and/or materials at any time we deem necessary.**



**Dahlke custom full flow foot valve - all sizes available**




**Diesel power unit (Perkins) with full panel and safety shut-downs and Dahlke DP1250 pump**




#### **456-7 NEW MILLENNIUM**

The 456 is a very unique conventional design incorporating many features not found in any other manufacturers' products. This machine will assemble, disassemble, and adjust without the need of hand tools. Available from extra- large 4" or 5" for deep digging requirements to the 6" and 7" for moderate dredging scenarios to 35'. The 456 can be purchased with single cylinder, v-twin, or diesel power, to include electric start as an option. The 456 float modules are very laminar and will accommodate even violent rapids with safety. The 456 utilizes our very efficient DP500 jetting pump and trijet eductor system for ripping suction at moderate throttle settings. Thermal powder coat finish and Dahlke fine quality throughout. The 456 is a mid-size machine with tremendous productivity at a moderate price.



**13 HP W/6" Trijet boomed**



**16 HP V Twin dredging**

## MINI 8"

Back by popular demand. The Mini 8" is again available with several upgrades and refinements. The Mini 8" features multi-section Rotonics foam-filled float modules and full breakdown framework for ease of transport or small shipping crate. The power module features the CH25 Kohler v-twin engine with our direct mounted DP1250 jetting pump. Lightweight but tough and fuel efficient with adequate power to dredge to 25' or more without a booster. The Mini has a tip-up walk deck sufficient for one person and features the exclusive Dahlke 3-point mount. The assembled dimensions are 17'5"L x 69"W, allowing operations in shallow and narrow creeks with the same or greater productivity as large, heavy, deep draft competitive machines. Operating weight is slightly over 800 lbs. but components are unitized, with heaviest part the pump and engine at approx. 105 lbs. The three-section recovery can be cleaned individually and features Hungarian and Dahlke dovetail ruffles with skid bars. These units though lightweight, are robust in construction and not delicate or fragile and can be used for continuous mining operations without premature wear out. Includes the Dahlke five year limited warranty.



Mini 8"



Mini 8" boomed up


"Innovative Products Built in America"

# PUMPS By DAHLKE DREDGE, mfg

Our experience with pump design goes back 40 years. We have designed and built many styles and types of pumps for various applications through the years. Our current products are the result of development for the use as jetting pumps on our dredge systems. Dredge pumps, (DP) are available in 6 sizes from 75 GPM through 3500 GPM. DP pumps are built to direct mount to SAE - PTO industrial gasoline or diesel engines with either standard keyed shaft or threaded pump shafts. DP pumps are single suction, single stage medium pressure and high volume. Each casting is machined to close tolerances for precision fit. Our efficient design and high-quality workmanship assure the most water moved with the least amount of fuel expended in a lightweight pump unit.

Some exclusive features not found in any other manufacturer's pumps:

- Cast-in male cam couplers in volute discharge (5 smallest sizes)
- Controlled cut water, allows close tolerance machining between impellor tip and cut water to eliminate bypass return.
- Laminar cast cut water, retains non-turbulent division through large range of radius cuts.
- Progressive "bite" five and seven vane impellers with amplified suction throat. Eliminates cavitation and increases efficiency.
- Full recessed suction eye with smooth uninterrupted inlet bore with stepped wear ring.
- Tapered suction tube O.D. for quick easy assembly & disassembly.
- Impellor diameter trims accurately cut to closely match engine torque range and pump efficiency curve.



Water pump units available include pump, seal, mounting bolts, assembly instructions (machined stub-shaft extension when required.)

Pump Model	Type	HP Range	Size in-out	RPM max.	Shaft size	Seal num.	Price each
DP75	H	1-2	1 1/2"x 1 1/4"	7200	.625	PS 100	\$ 325.00
DP150	H	5-6	2"x 1 1/2"	3600	.750	PS 902	440.00
DP200	H	5-7.5	2"x 1 1/2"	3600	.750	PS902	475.00
DP250	H	5-7.5	2 1/2"x 2"	3600	.750	PS 902	525.00
DP500	H	7.5-20	4"x 3"	3600	1.00	PS 360	685.00
DP750	H	13-25	4"x 3"	3600	1.00	PS 360	1250.00
DP1250	H	25-40	5"x 4"	3600	1.125	PS 604	1,995.00
DP1250MX	H	30-50	6"x 4"	3600	1.125	PS 604	2,495.00
DP2500*	H	50-80	6"x 5"	2650	1.500	PS 305	3,550.00
DP2500MX*	H	90-160	8"x 6"	2400	1.500	PS 305	3,800.00

**\*Charge for flexible drive coupling and SAE flywheel housing when required.**

No charge for Mounting and Set-up when you purchase your engine from us.

**Note: It is necessary to mount on engines with adequate radial and end thrust bearings. Check with us before ordering.**

- DP pumps have a limited 5-year warranty to cover flaws in workmanship and materials.
- Note: Does not cover normal wear or abuse.
- We carry all parts in stock for quick replacement if necessary.

**DP 1250**



